
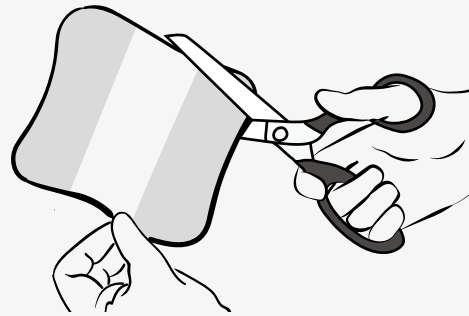


How to cut Comfeel Plus Transparent

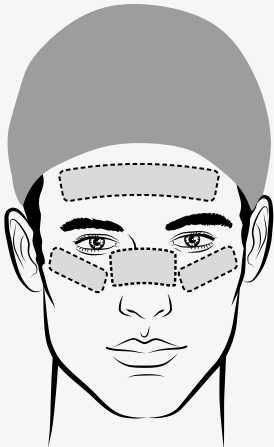
Ensure that the skin is completely dry before applying the product.



- 1.** Areas where you can experience skin friction: cheeks, nose, forehead.



- 2.** Cut to fit areas where skin is at risk. Remember to cut before removing the protective papers.



- 3.** Consider aseptic technique during handling and apply with the adhesive side of the product facing the skin. Gently swipe your fingers across the product, once applied, to help it adhere to the skin.



- 4.** Put on the protective mask and goggles.